

Scaled data based on original data using  
LM-79-08 Approved Method: Electrical and Photometric Measurements of Solid-  
State Lighting Products

Test Report Prepared for  
Cooper Lighting Solutions  
(formerly Eaton)

Brand: McGRAW-EDISON

Report Number: P145870

Luminaire Tested: **CNC-E02-LED-E1-CPL**

Issue Date: 3/3/2020

**Test Information**

Test Method: LM-79-08  
Report Number: P145870  
REPORT IS SCALED FROM IESNA LM-79-08 TEST DATA (P33704)  
Test Lab: INNOVATION CENTER-P3  
Issue Date: 3/3/2020  
Manufacturer: COOPER LIGHTING SOLUTIONS (FORMERLY EATON)  
Product Line: MCGRAW-EDISON  
Catalog Number: CNC-E02-LED-E1-CPL  
Description: CONCISE LED LUMINAIRE  
(2) LIGHTBARS WITH AccuLED OPTICS - 90° SPILL LIGHT ELIMINATOR LEFT  
Light Source: (42) 4000K CCT, 70 CRI LEDs  
Ballast/Driver: -

**Summary**

Lumens per Lamp: N/A  
Luminaire Lumens: 5386.9 lumens  
Efficiency: N/A  
Efficacy: 103.4 lumens/watt  
Luminous Opening: Rectangular (W 0.33' x L: 1' x H: 0')  
IES Classification: Type IV - Short - Non-Cutoff  
BUG Rating: B1 - U0 - G2

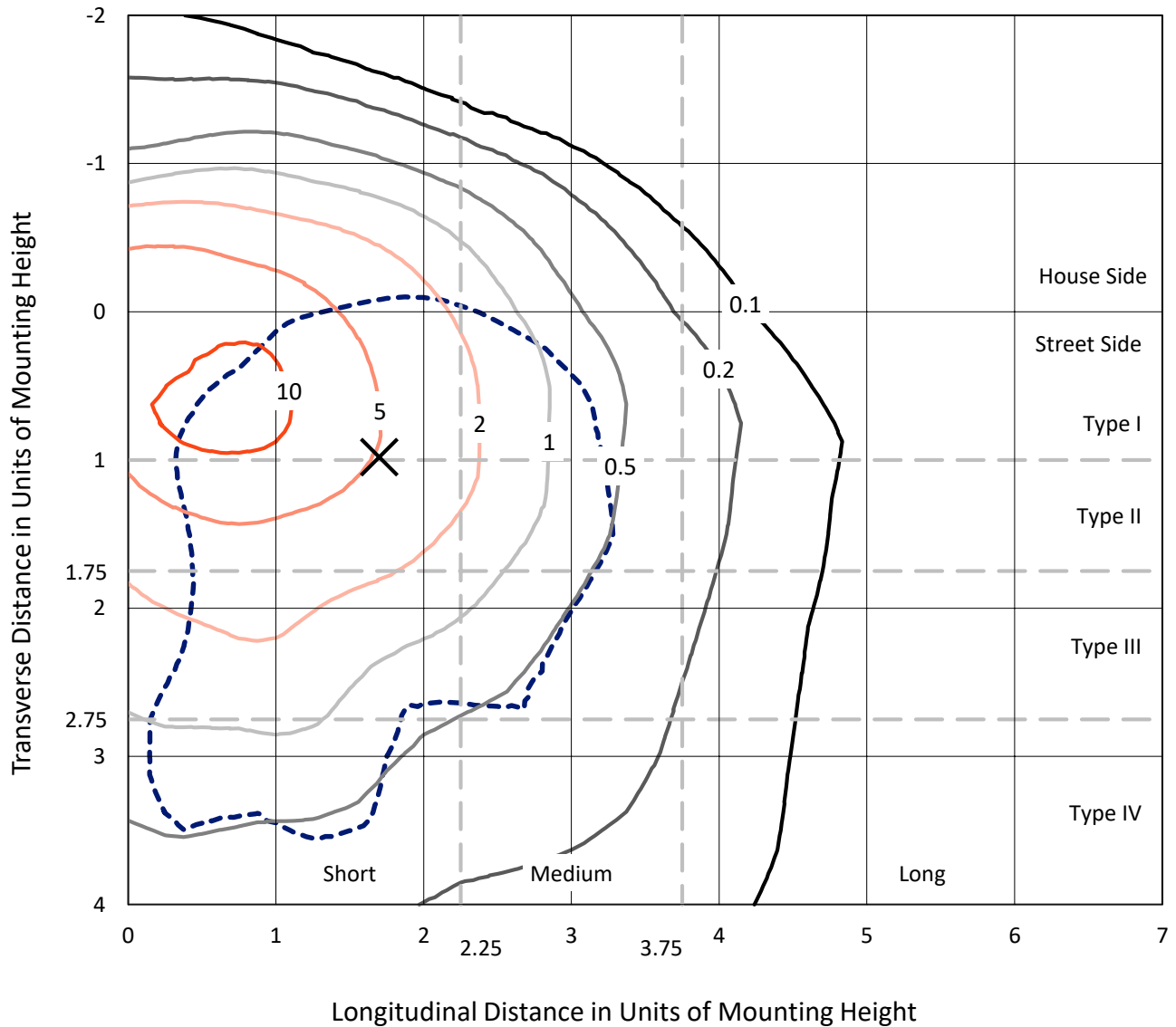
Input Watts (W): 52.1  
Input Voltage (V): NR  
Input Current (Ain): NR  
Voltage Rise (V): NR  
Power Factor: NR  
Total Harmonic Distortion (THDi): NR  
Frequency (hertz): 60  
Stabilization Time: NR  
Operation Time: NR  
Ambient Temperature (°C): NR  
Test Distance: 25 FT



REPORT NUMBER: P145870  
 CATALOG NUMBER: CNC-E02-LED-E1-CPL

### Iso-Footcandle Lines of Horizontal Illumination

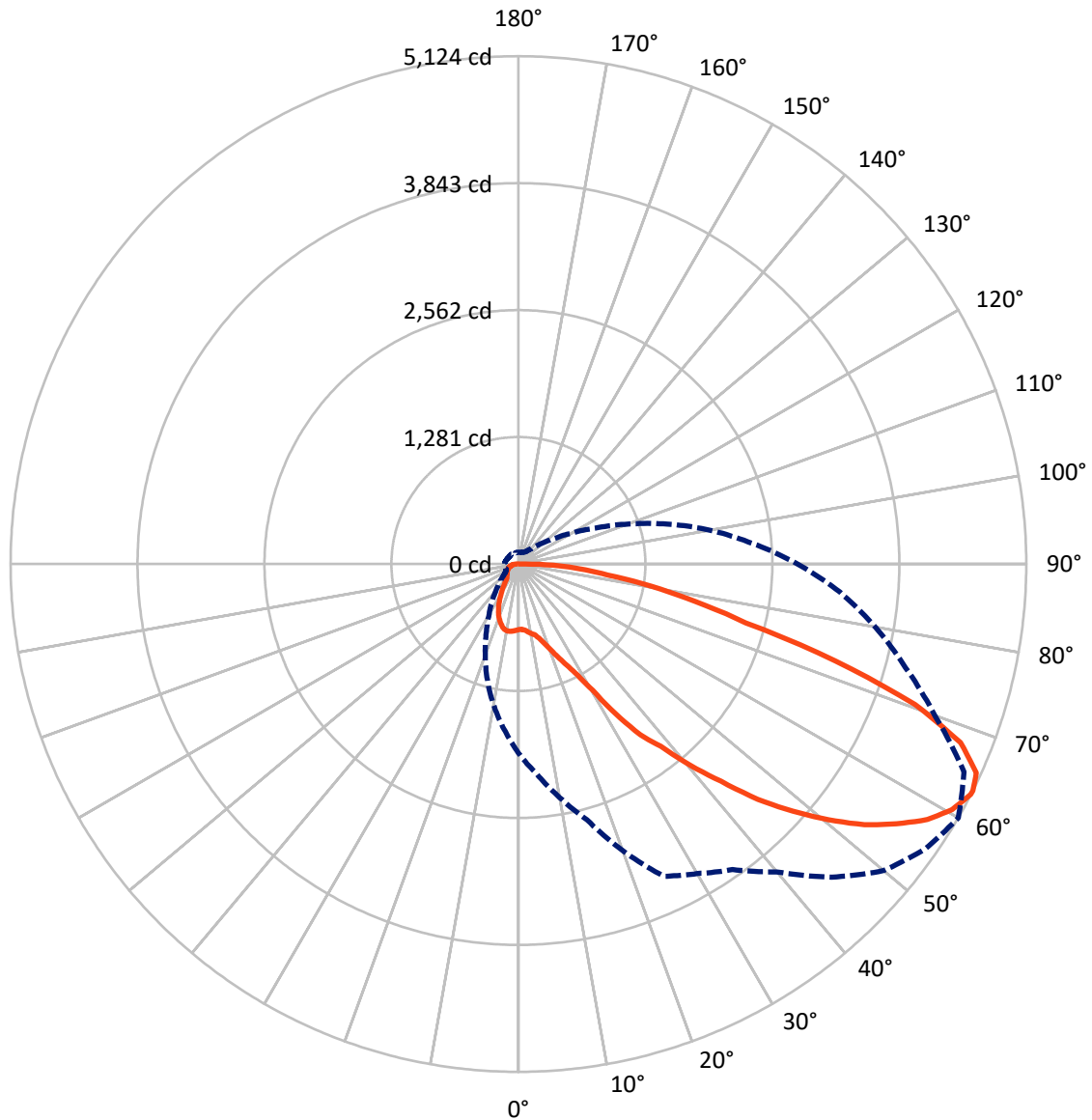
✕ Max cd  
 - - - 1/2 Max cd



Based on 10 foot mounting height. Maximum calculated value = 13.4 fc  
 Type IV - Short - Non-Cutoff

REPORT NUMBER: P145870  
CATALOG NUMBER: CNC-E02-LED-E1-CPL

### Luminous Intensity Polar Plot



— Vertical Plane Through 60-Deg Lateral    - - - Horizontal Cone Through 63-Deg Vertical

REPORT NUMBER: P145870

CATALOG NUMBER: CNC-E02-LED-E1-CPL

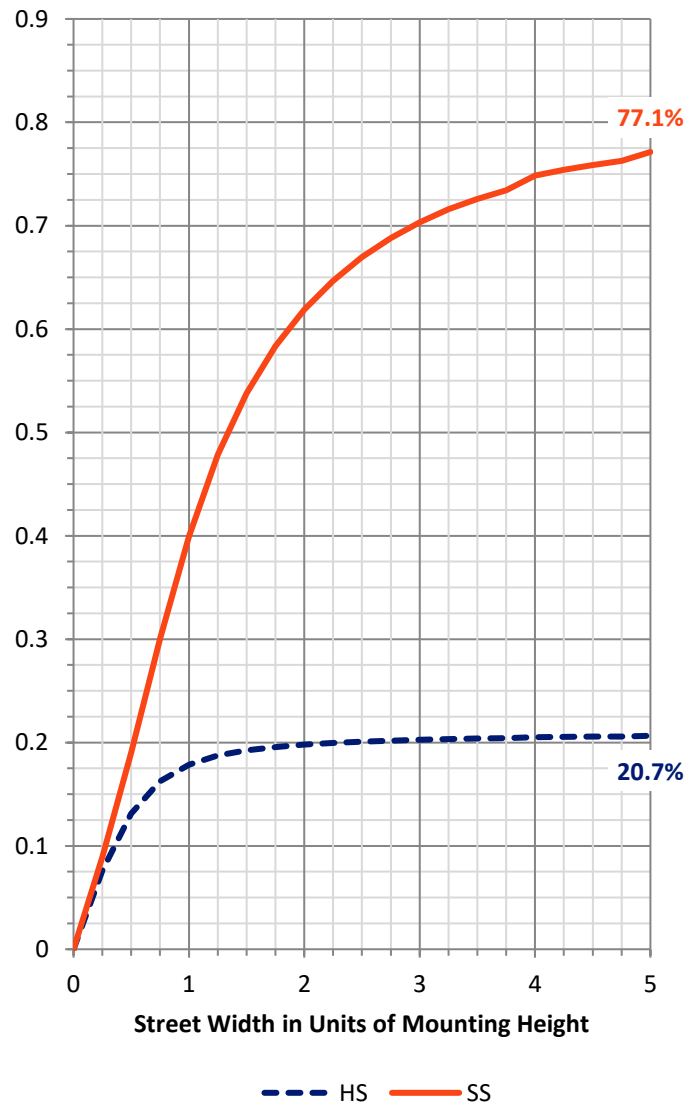
**FLUX DISTRIBUTION:**

		Downward	Upward	Total
<b>House Side</b>	Lumens	1127.6	0.0	1127.6
	% Fixture	20.9	0.0	20.9
<b>Street Side</b>	Lumens	4259.2	0.0	4259.2
	% Fixture	79.1	0.0	79.1
<b>Total</b>	Lumens	5386.9	0.0	5386.9
	% Fixture	100.0	0.0	100.0

**ZONAL LUMENS:**

Zone	Lumens	% Fixture
0°-10°	65.0	1.2
10°-20°	202.8	3.8
20°-30°	358.6	6.7
30°-40°	566.2	10.5
40°-50°	832.6	15.5
50°-60°	1096.7	20.4
60°-70°	1222.4	22.7
70°-80°	803.1	14.9
80°-90°	239.5	4.4
90°-100°	0.0	0.0
100°-110°	0.0	0.0
110°-120°	0.0	0.0
120°-130°	0.0	0.0
130°-140°	0.0	0.0
140°-150°	0.0	0.0
150°-160°	0.0	0.0
160°-170°	0.0	0.0
170°-180°	0.0	0.0
0°-90°	5386.9	100.0
0°-180°	5386.9	100.0

**Coefficient of Utilization**



REPORT NUMBER: P145870

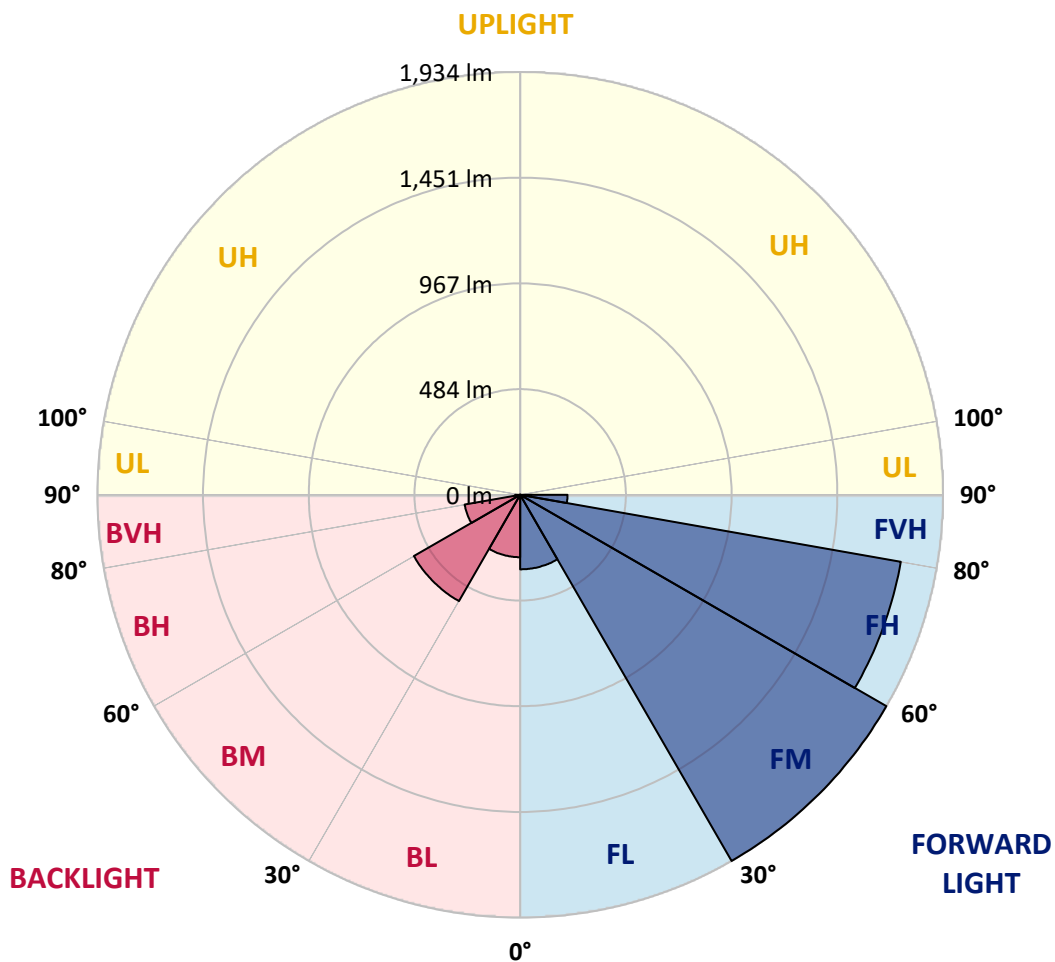
CATALOG NUMBER: CNC-E02-LED-E1-CPL

**LUMINAIRE CLASSIFICATION SYSTEM LUMEN TABLE AND BUG RATING:**

Zone		Lumens	% Fixture	Zone Rating/Lumen Limit		
				B	U	G
FL	(0°-30°)	340.9	6.3			
FM	(30°-60°)	1934.0	35.9			
FH	(60°-80°)	1767.8	32.8			G1/1800
FVH	(80°-90°)	216.5	4.0			G2/225
BL	(0°-30°)	285.5	5.3	B1/500		
BM	(30°-60°)	561.4	10.4	B1/1000		
BH	(60°-80°)	257.7	4.8	B1/500		G1/500
BVH	(80°-90°)	23.0	0.4			G1/100
UL	(90°-100°)	0.0	0.0		U0/0	
UH	(100°-180°)	0.0	0.0		U0/0	

**BUG Rating: B1-U0-G2**

Type IV Short





REPORT NUMBER: P145870

CATALOG NUMBER: CNC-E02-LED-E1-CPL

**CANDELA DISTRIBUTION (FULL):**

	0°	5°	10°	15°	20°	25°	30°	35°	40°	45°	50°
0°	661.6	661.6	661.6	661.6	661.6	661.6	661.6	661.6	661.6	661.6	661.6
2.5°	660.8	661.2	660.0	659.6	658.8	659.2	659.2	658.4	658.4	658.8	657.6
5°	657.6	658.4	658.0	658.8	659.6	660.8	662.0	663.2	664.4	666.0	666.4
7.5°	654.0	656.4	656.8	659.2	662.0	665.2	669.2	673.6	679.6	681.2	684.8
10°	656.0	660.4	662.8	667.6	672.0	678.0	685.2	689.6	697.2	700.0	705.2
12.5°	671.6	674.8	678.0	683.6	690.0	697.6	705.6	712.4	720.4	723.2	725.2
15°	701.2	704.4	708.0	713.6	720.4	729.6	741.2	749.6	759.2	766.4	771.6
17.5°	742.4	742.4	750.8	752.4	765.6	779.6	794.0	810.4	820.4	826.4	836.0
20°	801.6	801.6	812.8	818.0	829.2	847.2	866.8	884.8	899.2	911.2	920.0
22.5°	904.0	899.6	909.2	908.0	921.6	948.4	967.6	977.6	996.8	1004.0	1015.6
25°	1022.8	1038.4	1048.8	1048.8	1054.4	1082.0	1098.0	1105.6	1123.2	1118.0	1130.0
27.5°	1168.4	1210.4	1249.2	1265.2	1257.6	1288.0	1293.6	1300.8	1298.8	1286.4	1282.8
30°	1311.6	1385.6	1446.0	1482.8	1525.2	1584.0	1584.0	1593.6	1572.8	1538.4	1518.0
32.5°	1410.8	1506.0	1598.4	1674.8	1746.8	1836.8	1874.8	1927.6	1936.4	1949.6	1904.0
35°	1492.4	1626.0	1725.2	1840.0	1928.0	2019.2	2120.4	2212.0	2272.8	2262.8	2244.8
37.5°	1548.4	1720.0	1858.4	1993.2	2127.2	2231.6	2327.6	2447.2	2563.6	2586.8	2538.0
40°	1587.6	1786.4	1976.8	2142.4	2310.8	2467.6	2584.4	2712.8	2895.2	2972.4	2932.4
42.5°	1606.4	1838.4	2050.8	2261.6	2474.8	2672.8	2819.2	2995.2	3211.6	3343.6	3299.6
45°	1614.4	1870.4	2110.8	2350.8	2606.8	2851.2	3040.0	3239.6	3483.2	3695.2	3703.2
47.5°	1612.4	1887.6	2152.0	2414.4	2710.4	2994.8	3248.0	3474.4	3750.4	3973.2	4056.0
50°	1606.8	1893.6	2176.8	2452.8	2775.6	3100.0	3385.2	3654.4	3962.8	4244.8	4370.8
52.5°	1606.4	1894.8	2189.2	2474.0	2814.0	3164.4	3471.2	3789.2	4127.2	4422.0	4618.4
55°	1616.0	1902.0	2202.8	2488.8	2834.8	3200.8	3519.6	3873.6	4198.8	4533.6	4787.2
57.5°	1654.8	1935.6	2235.2	2514.0	2858.0	3229.6	3557.2	3898.0	4220.0	4580.0	4885.2
60°	1740.0	1998.4	2291.6	2560.4	2918.4	3305.2	3592.8	3863.6	4180.0	4566.8	4899.2
62.5°	1872.8	2099.2	2370.4	2646.0	3041.2	3448.8	3607.6	3784.8	4081.2	4490.8	4838.8
63°	1906.8	2126.0	2391.2	2669.6	3076.8	3476.0	3606.4	3764.0	4054.0	4468.4	4811.6
65°	2048.8	2250.0	2488.0	2782.4	3238.8	3562.4	3562.8	3641.6	3915.2	4344.8	4700.0
67.5°	2262.4	2454.4	2638.4	2931.2	3418.0	3605.6	3433.6	3374.0	3616.0	4083.2	4416.8
70°	2404.8	2642.0	2745.2	2970.4	3442.4	3553.2	3229.2	3030.4	3231.2	3621.6	3918.0
72.5°	2408.4	2678.8	2708.8	2803.2	3214.0	3302.8	2877.2	2608.0	2728.8	3056.4	3212.4
75°	2151.2	2491.2	2429.6	2394.8	2617.2	2655.2	2327.2	2215.2	2370.0	2563.6	2485.6
77.5°	1599.2	2051.2	1926.0	1778.0	1858.8	1864.4	1874.8	2086.0	2276.0	2355.2	2241.6
80°	992.4	1506.8	1410.8	1166.8	1198.0	1290.0	1566.0	1939.2	2147.2	2204.0	1976.8
82.5°	598.4	1108.4	1057.2	890.4	929.6	1158.8	1464.0	1567.2	1637.2	1632.0	1397.2
85°	438.4	752.8	822.4	834.8	974.0	1125.2	1118.8	1042.4	999.6	879.6	750.8
87.5°	138.0	388.4	460.8	537.2	588.4	556.8	547.6	473.2	338.8	286.4	314.8
90°	0.0	0.0	0.0	0.0	0.0	0.0	0.0	0.0	0.0	0.0	0.0



REPORT NUMBER: P145870

CATALOG NUMBER: CNC-E02-LED-E1-CPL

**CANDELA DISTRIBUTION (continued):**

	55°	60°	65°	70°	75°	80°	85°	90°	95°	100°	105°
0°	661.6	661.6	661.6	661.6	661.6	661.6	661.6	661.6	661.6	661.6	661.6
2.5°	657.6	659.2	660.0	659.6	660.0	660.0	662.4	661.6	662.4	662.0	664.4
5°	667.6	670.0	672.0	672.0	672.4	673.2	676.4	676.4	678.0	681.2	682.8
7.5°	687.2	690.4	690.8	691.6	694.0	692.8	694.8	695.6	696.8	698.4	700.4
10°	707.6	712.0	712.0	711.6	712.0	708.8	710.0	707.6	708.0	710.4	712.8
12.5°	730.4	732.8	731.2	730.0	730.0	724.0	723.2	720.0	718.4	718.8	719.6
15°	776.0	774.0	773.6	771.6	764.4	760.0	756.8	746.8	741.6	738.8	734.0
17.5°	836.8	838.0	836.0	834.0	823.6	808.8	802.4	791.6	784.4	777.2	768.4
20°	925.6	917.6	916.8	910.4	896.0	875.2	859.6	842.0	832.0	821.6	812.4
22.5°	1023.6	1015.2	1009.6	997.2	976.0	949.6	923.6	901.2	886.0	878.4	872.0
25°	1132.4	1127.6	1118.4	1086.8	1070.0	1039.6	1011.2	989.2	972.0	965.6	954.4
27.5°	1262.8	1266.4	1249.2	1219.6	1198.4	1155.6	1131.2	1093.2	1078.8	1055.6	1041.2
30°	1500.4	1477.2	1448.0	1402.8	1360.0	1302.4	1262.0	1222.4	1201.2	1170.0	1131.6
32.5°	1888.8	1800.4	1722.0	1626.0	1535.2	1461.6	1403.2	1353.2	1320.8	1269.2	1204.0
35°	2202.0	2116.8	1987.2	1847.6	1728.4	1634.0	1560.4	1513.2	1448.4	1366.0	1271.6
37.5°	2431.6	2333.6	2212.4	2105.6	1975.6	1870.4	1770.8	1672.8	1581.6	1456.8	1336.4
40°	2804.4	2671.6	2472.0	2346.0	2239.6	2097.2	2004.0	1872.0	1733.2	1572.4	1398.0
42.5°	3173.2	2997.2	2816.4	2671.6	2520.4	2366.0	2238.0	2060.8	1876.4	1668.0	1453.2
45°	3601.6	3386.0	3149.6	2947.2	2792.0	2610.4	2446.4	2228.8	1993.6	1746.4	1501.2
47.5°	3939.2	3725.6	3458.8	3254.8	3045.6	2840.8	2628.0	2359.6	2080.8	1810.4	1546.0
50°	4262.8	4056.8	3773.2	3522.8	3282.4	3035.2	2778.0	2452.4	2149.2	1860.4	1581.6
52.5°	4553.2	4370.0	4063.6	3764.4	3495.6	3210.8	2892.0	2539.2	2214.8	1912.0	1609.6
55°	4799.2	4627.6	4352.8	3980.4	3675.2	3360.0	2999.6	2618.4	2284.0	1966.0	1630.0
57.5°	4964.4	4865.2	4571.6	4170.4	3822.8	3487.2	3080.8	2698.0	2348.8	1999.6	1638.8
60°	5041.2	5028.0	4779.6	4342.0	3954.0	3586.4	3183.2	2782.4	2391.6	2014.8	1626.4
62.5°	5025.2	5119.6	4938.0	4459.6	4037.6	3648.4	3248.8	2818.8	2380.8	1978.0	1571.6
63°	5010.4	5123.6	4960.4	4471.2	4044.4	3654.4	3255.2	2814.4	2370.8	1961.6	1552.8
65°	4902.0	5076.4	4966.0	4450.4	4013.2	3637.2	3226.4	2745.2	2271.2	1858.4	1446.4
67.5°	4636.4	4811.2	4750.0	4221.2	3811.2	3452.4	3025.2	2509.6	2027.2	1639.2	1249.2
70°	4088.0	4244.4	4171.2	3706.0	3325.2	3070.8	2664.8	2087.2	1651.6	1317.6	950.8
72.5°	3233.6	3343.6	3359.6	2990.0	2698.4	2545.6	2146.8	1574.4	1206.4	917.6	617.2
75°	2394.4	2368.8	2374.0	2167.6	2048.8	1984.4	1604.8	1080.0	812.8	560.8	366.0
77.5°	2012.4	1828.4	1671.6	1614.4	1476.0	1436.0	1058.4	662.8	474.4	335.6	208.4
80°	1636.4	1357.6	1129.6	1028.4	974.4	982.4	585.6	353.2	248.4	182.8	130.4
82.5°	1118.8	906.8	715.2	621.2	611.6	620.8	304.4	173.2	131.2	105.2	82.0
85°	661.6	622.8	556.0	493.6	472.0	445.6	226.4	124.0	67.6	56.0	46.0
87.5°	286.0	351.2	359.6	358.0	333.2	267.6	83.2	32.0	28.4	14.4	11.6
90°	0.0	0.0	0.0	0.0	0.0	0.0	0.0	0.0	0.0	0.0	0.0





REPORT NUMBER: P145870

CATALOG NUMBER: CNC-E02-LED-E1-CPL

**CANDELA DISTRIBUTION (continued):**

	110°	115°	120°	125°	130°	135°	140°	145°	150°	155°	160°
0°	661.6	661.6	661.6	661.6	661.6	661.6	661.6	661.6	661.6	661.6	661.6
2.5°	664.4	664.8	664.0	664.8	667.6	667.6	667.2	668.0	668.4	670.8	670.0
5°	684.4	684.8	685.2	688.0	690.0	692.4	691.6	692.4	694.0	694.4	695.2
7.5°	702.8	705.2	708.4	709.6	713.2	714.0	717.6	718.0	718.8	717.2	715.6
10°	715.6	718.0	722.0	724.0	730.4	731.2	734.0	734.8	736.4	735.2	734.0
12.5°	722.0	724.0	728.4	732.4	741.2	744.0	748.8	751.6	753.6	752.4	748.4
15°	735.2	734.8	737.2	740.4	748.4	753.6	760.4	764.0	766.4	764.4	759.2
17.5°	765.6	760.0	760.0	758.0	764.0	765.2	768.0	770.0	769.2	763.2	754.8
20°	807.6	799.2	794.0	789.2	787.2	777.2	772.0	764.8	758.4	747.6	738.0
22.5°	862.0	856.0	844.0	833.2	818.0	797.6	775.6	756.8	742.8	728.0	711.6
25°	944.4	930.8	913.6	888.0	868.4	832.4	795.6	760.0	730.0	706.8	679.2
27.5°	1022.0	993.2	960.8	920.8	884.8	836.8	790.0	748.8	709.6	672.4	640.8
30°	1086.8	1036.8	984.0	928.0	876.8	818.8	764.4	717.6	673.2	629.2	599.2
32.5°	1135.6	1063.6	993.2	921.6	858.4	790.4	728.0	678.0	627.6	581.2	546.4
35°	1179.6	1082.4	990.4	904.4	829.6	754.4	687.2	631.2	576.0	526.4	486.4
37.5°	1211.2	1088.8	978.4	879.6	792.8	710.4	637.6	578.0	518.8	468.4	424.4
40°	1235.6	1085.6	955.6	841.6	742.4	656.8	585.6	523.2	464.0	413.6	367.6
42.5°	1252.0	1073.6	921.2	798.4	700.4	610.8	541.2	475.6	416.4	363.6	312.8
45°	1273.2	1068.8	900.0	766.0	662.4	572.0	497.6	433.6	372.0	316.8	268.4
47.5°	1293.2	1066.0	882.8	739.2	628.0	536.8	463.2	396.0	334.0	280.0	236.0
50°	1305.2	1061.6	864.8	706.8	589.6	500.8	430.4	362.4	300.0	248.4	209.2
52.5°	1308.8	1052.8	841.2	670.0	556.4	470.0	396.8	328.8	268.8	222.4	186.0
55°	1306.0	1035.6	809.2	640.0	522.4	436.0	362.8	296.8	242.4	198.8	169.6
57.5°	1292.4	1001.2	768.0	602.0	483.6	393.2	321.2	260.8	212.4	177.6	155.2
60°	1262.0	951.6	717.6	548.8	428.0	342.4	274.4	222.4	181.6	156.4	141.6
62.5°	1195.6	880.0	644.4	473.6	353.6	274.8	215.6	177.2	149.6	136.4	127.6
63°	1176.0	855.2	622.8	453.6	340.8	259.6	202.4	167.6	142.8	132.0	124.8
65°	1072.8	740.8	526.4	364.8	264.0	196.8	154.4	131.6	118.4	114.4	112.4
67.5°	879.2	576.4	370.4	244.8	177.2	136.0	114.0	105.2	100.4	100.0	101.2
70°	621.2	382.4	229.2	156.8	122.0	102.8	94.4	90.4	88.0	88.8	91.2
72.5°	404.0	224.4	144.8	114.8	99.2	90.4	84.4	83.2	82.4	81.6	82.4
75°	213.6	140.4	109.6	96.0	86.8	79.6	75.6	74.0	74.4	74.4	74.4
77.5°	132.4	106.8	93.6	84.8	77.6	70.4	66.4	65.2	65.6	66.4	66.8
80°	101.6	93.2	82.4	76.0	65.6	59.6	57.6	57.2	58.0	58.0	59.2
82.5°	74.4	72.0	68.0	60.0	52.0	48.0	47.6	49.2	47.6	47.2	48.0
85°	43.6	40.8	44.4	38.0	34.8	32.4	34.0	37.2	38.8	36.8	36.0
87.5°	14.0	9.6	14.0	15.6	14.0	12.0	15.2	18.0	18.4	17.6	20.0
90°	0.0	0.0	0.0	0.0	0.0	0.0	0.0	0.0	0.0	0.0	0.0



REPORT NUMBER: P145870

CATALOG NUMBER: CNC-E02-LED-E1-CPL

**CANDELA DISTRIBUTION (continued):**

	165°	170°	175°	180°	185°	190°	195°	200°	205°	210°	215°
0°	661.6	661.6	661.6	661.6	661.6	661.6	661.6	661.6	661.6	661.6	661.6
2.5°	669.6	672.4	669.6	670.8	670.4	669.6	670.8	669.2	668.4	670.8	670.4
5°	694.8	695.2	691.6	692.0	691.6	688.4	688.4	686.8	684.8	685.2	684.4
7.5°	715.2	714.4	711.6	710.4	706.8	704.4	702.8	700.4	698.8	697.2	696.4
10°	730.8	728.8	726.8	723.2	719.6	717.6	713.2	709.6	708.4	706.0	704.4
12.5°	744.4	740.8	737.6	733.2	728.8	725.6	720.4	717.6	715.6	712.4	710.0
15°	752.0	745.2	739.2	732.4	727.6	722.8	716.8	715.6	712.8	709.6	705.2
17.5°	742.8	733.2	722.0	714.8	707.6	700.4	694.4	694.4	693.2	689.6	682.0
20°	724.0	709.6	696.4	684.8	677.6	667.2	663.6	658.0	654.0	647.6	638.0
22.5°	693.2	678.0	660.8	649.2	636.8	625.2	618.0	609.2	606.0	595.6	582.8
25°	658.8	636.8	618.4	603.2	586.0	572.4	562.4	550.4	542.4	532.4	516.4
27.5°	618.0	595.2	574.4	557.6	539.6	520.8	502.4	488.4	474.0	462.4	453.2
30°	574.0	550.4	524.8	505.2	484.4	460.8	445.6	426.8	415.6	402.8	390.8
32.5°	516.4	495.6	465.6	442.8	417.2	398.8	386.4	368.4	355.2	344.4	337.6
35°	453.2	422.0	392.0	374.8	357.2	342.4	325.2	311.2	302.4	291.2	285.2
37.5°	384.4	348.0	322.4	307.2	289.2	282.0	271.2	262.8	254.8	247.2	242.4
40°	322.8	289.2	266.0	253.2	241.2	233.2	226.4	222.8	217.6	211.6	208.0
42.5°	271.6	244.8	222.0	210.0	200.8	200.0	195.6	192.8	190.8	187.2	181.6
45°	231.6	207.2	187.6	178.0	174.0	174.4	174.4	172.0	172.0	170.8	167.2
47.5°	204.8	182.8	168.4	162.0	160.4	160.8	159.6	158.8	159.2	158.8	156.8
50°	184.0	165.2	153.2	150.8	150.4	150.0	148.4	147.2	146.8	147.6	147.2
52.5°	162.8	147.2	140.4	139.6	140.0	140.0	139.6	139.2	140.0	140.8	139.6
55°	150.8	139.6	135.2	135.2	135.2	135.2	134.8	134.4	135.6	136.8	134.8
57.5°	139.6	131.6	130.0	130.0	130.0	129.2	129.2	129.6	131.2	133.6	131.2
60°	131.2	127.2	127.2	127.6	127.2	125.6	124.4	124.4	126.4	129.6	127.6
62.5°	123.2	121.2	122.0	121.6	120.8	118.8	117.2	117.2	119.6	122.8	123.6
63°	121.2	119.6	120.4	120.0	119.2	117.6	116.0	116.0	118.0	121.2	122.4
65°	112.4	112.8	113.2	113.6	113.2	112.8	110.8	110.0	111.6	114.0	115.6
67.5°	102.0	102.8	103.6	105.6	104.8	104.8	103.6	102.8	103.2	104.4	105.6
70°	92.4	93.2	94.4	95.2	95.6	96.0	95.2	94.0	94.4	94.8	95.6
72.5°	83.2	84.0	84.8	86.4	86.4	86.4	85.6	84.8	85.2	86.0	86.8
75°	74.8	75.2	76.0	77.2	77.6	76.8	76.8	76.0	76.4	77.6	78.4
77.5°	66.4	65.6	66.0	66.8	68.0	68.0	68.4	68.0	68.8	69.6	70.4
80°	56.8	56.0	55.2	55.6	57.2	59.2	61.2	61.2	62.4	62.8	64.0
82.5°	45.2	44.4	44.0	45.2	44.8	47.6	52.0	54.4	56.0	57.6	58.4
85°	35.2	33.2	34.0	34.0	33.2	37.6	41.6	44.8	45.2	47.6	48.0
87.5°	20.8	20.0	19.2	18.4	21.2	25.6	29.2	30.4	31.2	32.4	33.6
90°	0.0	0.0	0.0	0.0	0.0	0.0	0.0	0.0	0.0	0.0	0.0



REPORT NUMBER: P145870

CATALOG NUMBER: CNC-E02-LED-E1-CPL

**CANDELA DISTRIBUTION (continued):**

	220°	225°	230°	235°	240°	245°	250°	255°	260°	265°	270°
0°	661.6	661.6	661.6	661.6	661.6	661.6	661.6	661.6	661.6	661.6	661.6
2.5°	667.2	670.4	669.6	669.2	669.6	669.2	668.0	668.4	667.6	668.0	667.2
5°	680.0	681.6	680.4	678.4	678.4	675.6	673.6	672.0	670.0	669.2	667.6
7.5°	692.4	691.2	689.6	686.0	684.0	680.4	677.6	674.4	672.4	670.0	667.2
10°	700.0	697.6	694.4	690.0	684.4	681.2	677.2	672.4	670.0	668.8	666.0
12.5°	703.6	697.2	692.0	684.0	676.0	670.0	665.6	660.8	659.6	658.0	656.0
15°	695.2	686.0	672.8	662.0	651.6	643.2	639.6	634.4	633.2	632.8	632.4
17.5°	666.8	652.8	640.0	625.6	616.4	608.8	605.6	604.4	602.4	601.6	602.0
20°	621.2	609.2	596.4	591.6	580.8	578.8	574.0	570.8	567.2	566.0	564.0
22.5°	568.0	553.2	545.2	541.6	537.2	526.8	524.4	521.2	516.4	512.8	512.0
25°	506.0	494.0	493.6	485.2	481.6	476.0	469.6	465.6	462.8	458.4	455.2
27.5°	442.8	438.4	430.8	424.4	422.0	418.8	409.2	407.2	404.0	400.4	396.8
30°	384.0	380.8	373.6	367.6	364.0	357.6	348.4	349.2	342.8	338.0	334.8
32.5°	326.8	324.4	317.6	316.0	304.4	301.2	291.6	284.4	278.0	273.2	269.2
35°	275.2	268.8	269.2	262.0	255.6	246.0	236.0	226.8	221.6	219.2	215.6
37.5°	238.0	232.0	226.0	218.0	210.8	204.0	198.0	195.2	192.0	192.8	193.2
40°	204.4	200.0	195.6	190.0	185.6	182.8	181.2	181.2	181.6	183.6	185.2
42.5°	180.4	176.8	174.4	172.4	173.2	173.2	174.4	176.4	178.4	181.2	182.8
45°	164.4	162.4	161.6	162.4	164.8	166.8	169.6	172.8	176.0	178.8	180.0
47.5°	154.8	153.6	153.6	155.6	159.2	162.4	166.8	170.0	173.6	176.0	176.8
50°	144.4	144.0	144.0	145.6	148.8	152.8	157.2	160.4	163.6	165.6	166.4
52.5°	138.4	137.2	136.8	138.8	141.6	145.6	150.0	153.2	155.6	157.2	157.6
55°	133.2	132.0	131.2	133.6	136.8	140.4	145.6	149.2	151.6	153.6	155.2
57.5°	128.8	127.6	126.8	129.6	132.8	137.2	141.6	145.6	148.8	151.2	152.8
60°	125.2	123.6	122.8	126.0	129.2	133.6	138.0	142.4	146.8	149.6	150.4
62.5°	120.8	119.6	118.4	120.4	122.0	125.2	129.2	133.6	137.6	140.4	140.4
63°	119.6	119.2	117.6	119.2	120.8	123.6	127.6	131.6	135.6	138.8	138.4
65°	114.4	114.4	113.6	115.2	116.8	119.6	122.8	127.2	130.8	133.2	133.6
67.5°	106.0	106.4	107.2	108.8	112.0	114.8	118.4	122.4	125.6	127.2	128.0
70°	96.4	97.2	98.8	101.2	104.0	106.4	108.8	112.8	115.6	117.2	118.0
72.5°	87.2	89.2	90.4	92.4	94.0	96.4	98.4	102.4	104.8	106.0	108.0
75°	78.8	80.4	81.2	82.4	84.0	84.8	87.2	88.8	92.0	93.6	96.0
77.5°	70.8	71.6	72.8	74.8	75.2	76.4	77.2	79.6	81.2	82.8	84.8
80°	63.6	64.4	66.0	67.2	67.6	68.4	68.8	68.4	68.0	66.8	68.4
82.5°	57.2	58.0	60.0	61.2	62.4	62.4	62.0	57.6	55.6	56.4	57.6
85°	47.2	48.0	50.0	52.4	52.8	52.4	52.8	48.4	45.6	44.4	45.6
87.5°	29.6	28.8	35.6	38.8	36.4	37.2	37.6	35.2	32.8	28.0	29.2
90°	0.0	0.0	0.0	0.0	0.0	0.0	0.0	0.0	0.0	0.0	0.0



REPORT NUMBER: P145870  
 CATALOG NUMBER: CNC-E02-LED-E1-CPL

REPORT N  
 CATALOG

**CANDELA DISTRIBUTION (continued):**

**CANDELA**

	275°	280°	285°	290°	295°	300°	305°	310°	315°	320°	325°	
0°	661.6	661.6	661.6	661.6	661.6	661.6	661.6	661.6	661.6	661.6	661.6	0°
2.5°	668.0	665.2	665.6	666.4	666.4	667.6	666.0	664.0	665.2	663.2	662.8	2.5°
5°	667.6	664.0	664.0	664.8	664.0	664.8	663.6	661.6	662.8	660.4	660.0	5°
7.5°	666.0	664.0	664.8	665.6	664.4	664.8	664.4	661.6	662.0	660.8	658.0	7.5°
10°	665.2	664.0	665.6	668.0	668.0	668.4	667.2	664.0	662.0	660.8	658.4	10°
12.5°	656.8	658.4	661.6	667.2	669.2	672.4	674.0	672.4	673.2	671.6	670.8	12.5°
15°	632.8	636.8	642.0	650.4	656.4	663.6	672.4	676.4	684.0	690.0	694.0	15°
17.5°	604.0	606.8	612.4	622.0	629.6	644.0	656.0	669.6	684.4	700.4	714.4	17.5°
20°	568.4	566.4	575.2	585.6	598.8	614.8	632.4	652.8	677.2	702.8	727.2	20°
22.5°	516.0	516.0	525.2	537.6	553.6	572.0	596.4	618.4	650.4	687.6	723.6	22.5°
25°	456.0	457.2	463.6	477.6	488.8	515.2	538.0	566.4	604.8	645.6	693.6	25°
27.5°	392.0	400.0	398.4	413.2	428.0	454.0	485.2	514.0	556.8	600.4	655.2	27.5°
30°	334.0	332.8	332.4	350.0	364.8	388.4	414.0	450.4	493.6	549.6	612.8	30°
32.5°	262.0	266.4	269.6	280.0	296.0	318.0	345.6	383.6	435.6	492.0	563.2	32.5°
35°	216.4	217.6	222.0	228.0	242.0	260.4	289.2	322.8	368.4	426.8	502.4	35°
37.5°	194.0	195.2	200.0	205.6	215.6	229.2	248.8	274.8	316.8	371.2	441.6	37.5°
40°	186.8	188.0	190.8	196.0	205.2	216.8	232.4	252.4	282.8	325.2	386.8	40°
42.5°	183.6	183.6	184.0	188.0	197.2	210.8	227.6	245.6	268.0	300.0	350.0	42.5°
45°	180.0	180.0	179.6	182.4	189.6	205.2	225.6	247.6	272.0	299.6	338.8	45°
47.5°	176.8	176.0	175.2	176.4	182.4	198.4	222.0	248.8	280.0	314.4	354.0	47.5°
50°	165.6	165.6	165.2	165.6	171.2	188.0	215.2	247.6	287.2	331.6	379.6	50°
52.5°	157.6	158.0	158.4	158.4	162.8	180.0	210.0	248.0	295.2	348.4	409.2	52.5°
55°	155.6	156.4	156.4	155.6	159.2	174.8	205.2	246.8	300.8	367.2	440.8	55°
57.5°	153.2	153.6	154.0	153.2	155.6	169.2	198.4	241.2	299.2	374.4	464.4	57.5°
60°	150.0	148.4	148.0	146.8	148.4	159.2	186.4	229.2	289.6	371.2	472.4	60°
62.5°	141.2	140.0	138.8	137.6	138.8	146.8	173.2	214.4	273.6	358.4	466.0	62.5°
63°	139.2	138.4	137.2	136.0	136.0	144.8	168.8	210.8	269.6	354.8	463.6	63°
65°	133.6	133.2	132.4	131.2	130.8	137.6	158.8	194.4	250.8	338.8	448.4	65°
67.5°	127.2	127.2	126.8	125.2	123.2	127.2	142.0	170.0	218.0	297.6	410.8	67.5°
70°	118.0	118.0	117.6	116.8	114.4	117.2	126.8	145.2	179.6	243.2	344.4	70°
72.5°	108.8	108.8	110.0	109.6	110.0	110.4	115.2	125.2	146.0	189.2	260.4	72.5°
75°	96.8	98.8	99.2	100.0	100.4	100.0	102.4	108.4	120.4	145.2	190.0	75°
77.5°	86.8	89.6	89.2	88.4	88.0	88.4	88.0	90.8	99.6	115.2	140.8	77.5°
80°	71.6	74.4	74.4	74.0	73.2	74.0	73.2	76.0	83.2	96.8	112.0	80°
82.5°	58.8	60.8	62.0	62.8	62.0	65.2	65.2	64.4	70.0	82.0	94.4	82.5°
85°	47.2	49.2	50.4	52.0	52.8	52.0	51.6	50.8	54.0	63.6	72.0	85°
87.5°	30.0	31.6	31.6	32.0	32.0	33.2	30.8	28.0	25.6	36.4	38.0	87.5°
90°	0.0	0.0	0.0	0.0	0.0	0.0	0.0	0.0	0.0	0.0	0.0	90°



NUMBER: P145870

NUMBER: CNC-E02-LED-E1-CPL

**DISTRIBUTION (continued):**

330°	335°	340°	345°	350°	355°	360°
661.6	661.6	661.6	661.6	661.6	661.6	661.6
661.6	661.6	662.0	660.8	662.0	662.0	660.8
658.8	658.0	658.0	657.6	658.4	658.0	657.6
656.4	656.4	654.8	653.6	653.2	654.8	654.0
655.6	654.8	654.4	653.6	654.0	655.2	656.0
670.0	667.2	668.0	667.6	668.0	669.2	671.6
696.4	696.4	698.4	694.0	696.0	698.0	701.2
726.0	733.2	736.8	736.4	737.2	738.8	742.4
751.2	774.0	790.0	794.0	804.8	807.2	801.6
762.4	803.2	839.2	863.2	890.0	900.8	904.0
739.6	798.4	857.6	912.8	965.6	996.0	1022.8
716.0	785.6	864.4	946.8	1032.8	1110.4	1168.4
683.2	775.2	881.6	992.8	1106.8	1214.8	1311.6
647.2	758.4	883.2	1018.4	1159.2	1293.6	1410.8
595.6	719.2	857.6	1014.4	1177.6	1346.0	1492.4
536.4	656.8	812.0	991.2	1176.4	1372.8	1548.4
473.2	596.4	759.6	951.6	1160.8	1381.2	1587.6
425.6	547.6	707.6	914.0	1137.6	1375.6	1606.4
401.2	505.6	665.2	877.2	1111.6	1362.0	1614.4
406.0	494.4	640.0	846.8	1088.4	1347.2	1612.4
432.8	511.2	639.6	835.6	1073.6	1333.6	1606.8
473.2	549.2	662.8	848.8	1081.6	1332.4	1606.4
518.8	602.4	718.8	884.4	1115.6	1354.0	1616.0
562.8	667.2	790.8	964.0	1180.0	1408.0	1654.8
588.8	726.4	883.2	1076.4	1279.2	1502.8	1740.0
594.8	762.0	965.2	1186.8	1415.2	1640.0	1872.8
594.4	765.6	979.2	1209.6	1442.8	1671.6	1906.8
585.2	772.8	1016.8	1284.8	1553.6	1807.2	2048.8
556.4	760.0	1037.6	1354.8	1663.6	1956.8	2262.4
490.4	701.6	1013.2	1377.6	1729.2	2056.0	2404.8
384.0	578.8	874.8	1259.2	1640.4	1967.2	2408.4
270.0	409.2	673.2	1034.0	1340.8	1662.4	2151.2
188.0	265.2	437.2	695.6	967.6	1212.8	1599.2
137.6	176.4	262.0	416.0	587.2	758.0	992.4
106.0	127.2	167.6	251.2	331.6	424.4	598.4
74.4	84.0	103.6	155.2	222.4	303.6	438.4
32.4	38.0	50.0	91.6	150.4	144.8	138.0
0.0	0.0	0.0	0.0	0.0	0.0	0.0

(END OF REPORT)